



 PARTITION SYSTEMS

CORPORATE
DEMOUNTABLE WALLS

CORPORATE



As your business grows and changes, your workspace needs to evolve along with it. Partition Systems has been helping businesses adapt to their changing organizational needs since 1970. Corporate demountable walls offer an affordable and dependable solution that allows you to update your office with easy-to-install, stylish wall panels that can reinvent any space.



CORPORATE



Corporate demountable walls are 100% factory fabricated and shipped ready-to-install, reducing downtime, cost, and mess. Units can stand freely or be integrated with the existing architecture for a seamless look.

Features

- ↔ 2 1/4" wall thickness including solid vinyl, laminate, fabric, or glass panels
- 🔧 Single trade install
- 🔄 Fully reconfigurable unitized and continuous butt-jointed design
- 📦 Accepts mountable furniture and accessories from most manufacturers
- 🔌 Electrical and data can be pre-wired or roughed in
- 📏 6 mm and 10 mm unitized single pane glass and 10 mm butt-jointed glass
- 🚪 Compatible with all Partition Systems doors
- 🍁 Canadian made and manufactured in Alberta
- 🌿 Can contribute to LEED credits
- ♻️ Made from 100% reusable material
- ☀️ 10 year warranty



Mix and match Corporate glass fronts with solid demountable walls and solid wood doors to achieve the desired level of privacy while maintaining sight lines and the flow of light.



Flexible Options

Choose between a variety of colours and custom finishes that fit the look of your organization. Clear anodized frames come standard, or choose powder coated frames from a selection of custom colours.

Each section of wall can be built from a unique combination of solid wall panels and glass, customizable to the millimetre, meaning that panels can be fit into any space with ease.


Corporate walls are compatible with shelving and furniture systems from most retailers, and can be secured using vertical slotted standards.

Doors to Match

Custom door options are also available in a variety of styles, including hinged, pivot swing, and sliding barn doors. Doors are available with aluminum framing or in solid core wood and can be finished to complement the surrounding walls in paint, laminate, or wood veneer. See page 13 for examples of door options.



Featured: Corporate 10 mm butt-jointed glass wall with sliding barn door



Environmentally Conscious

All aspects of Corporate walls are 100% reusable, leading to a reduced environmental impact and lower costs. By eliminating messy drywall installations, the reduction in dust and paint fumes lead to a marked improvement in air quality. Corporate walls contribute to LEED credits for your building through its use of recycled content and regionally sourced materials.

► **Learn more about how Partition Systems is environmentally conscious**



Featured: Corporate demountable glass front with Executive solid demountable walls inside



Fits Your Technical Needs

All solid wall sections can be pre-wired to meet your electrical and data needs. Our CSA-certified wiring system, coupled with our removable paneling means that you can expect easier electrical installations with a lower cost than traditional wiring systems. All wall sections can be fitted with power outlets, phone and data ports, light switches, and thermostats, as required.

Electrical wall section options:

- Standard duplex power outlet kit includes a duplex outlet, an electrical box, and BX cable.
- Quad power outlet kit include two duplex power outlets, electrical boxes, and BX cable.
- Voice, data, switch, and AV kit includes an electrical box and EMT conduit. Jacks and cabling are not included.

Note: Electrical wall sections don't include connection to the building electrical system.

Grows With You

As your organization grows and changes, Corporate panels can be moved, removed and repurposed without the hassle of a full and expensive renovation. Create private offices, shared workspaces, and spacious meeting rooms, or remove these spaces as your needs and priorities change. You may not know what your organizational needs will be in five years, but with Corporate walls, you'll be ready for any adjustment.





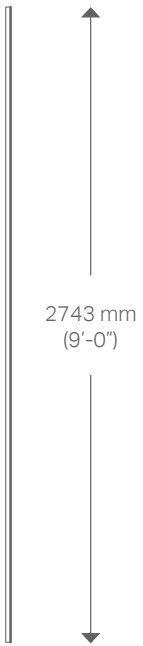


Featured: Corporate demountable partial height combined with existing drywall



Corporate demountable glass combined with drywall offers a cost effective glass front solution comparable in price to stick-built. Create a flush faced look with matching aluminum end capping to cover unfinished drywall.

CORPORATE EXAMPLES



CTCA-WS
Wall start or end
cap condition

CS1
Monolithic solid panel

CG1
Stacked solid panel
Available in:
Single 6 mm
Single 10 mm

CS1G1: HALF
Half glass panel
Available in:
Single 6 mm
Single 10 mm

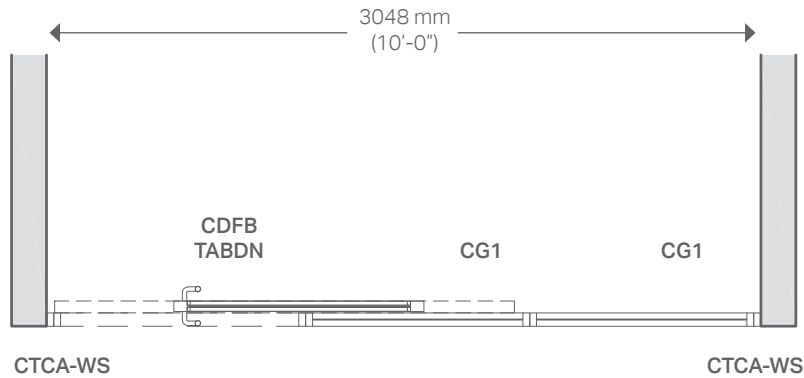
CS1G1: CLERESTORY
Clerestory glass panel
Available in:
Single 6 mm
Single 10 mm

CORPORATE EXAMPLE WITH MONOLITHIC GLASS FRONT AND SLIDING BARN DOOR

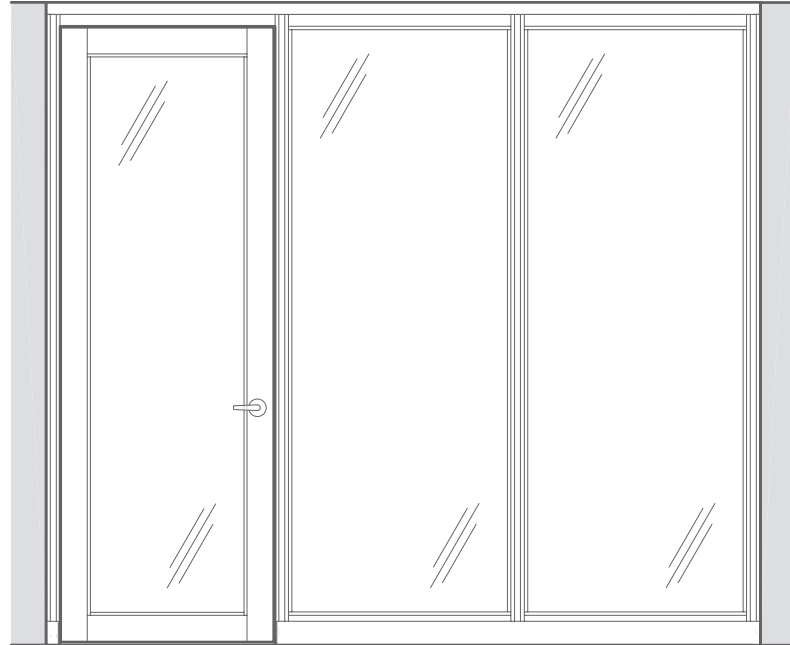
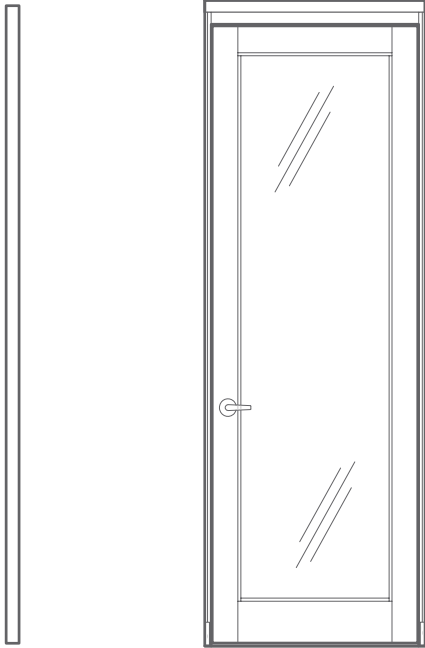


**C90C/C2WP/
C3WP/C4WP**
Corner or
intersection

CDFB
Sliding barn door frame
with aluminum framed door

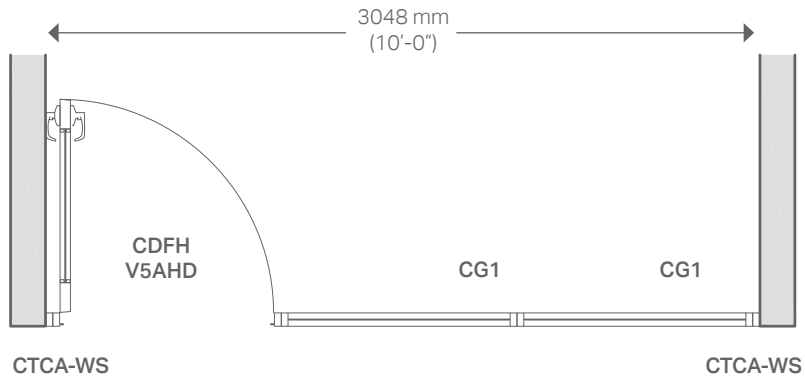


CORPORATE EXAMPLE WITH MONOLITHIC GLASS FRONT AND HINGED DOOR




**C90C/C2WP/
C3WP/C4WP**
Corner or
intersection


CDFH or CDFP
Hinged or pivot swing
door frame with aluminum
framed door




CORPORATE DOOR EXAMPLES



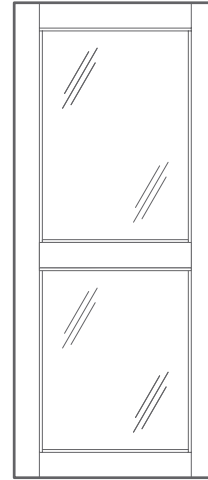
Aluminum narrow framed glass door



Aluminum wide framed glass door




Aluminum narrow framed split lite door



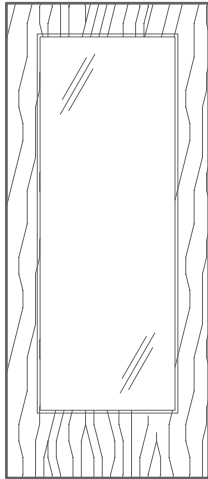
Aluminum wide framed split lite door



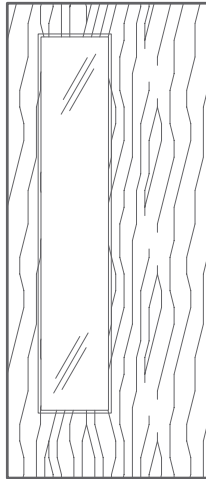
Frameless glass door (sliding door only)



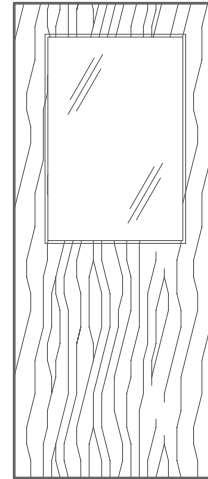
Solid wood door




Wood door with full lite



Wood door with half lite



Wood door with partition lite



Wood door with half partition lite



 PARTITION SYSTEMS
partitions.com

For more information, contact your local dealer
or Partition Systems at 1-800-567-2454